

# Youth Academy 2016 Open House

# Agenda

- Introduction
- Academy Overview
- Committees
- Moodle
- Q&A
- Visit Classes

# Academy Overview (1)

Grade	Servants	Curriculum	Classroom
Pre-K	<b>Sandy Cidhom</b> Bella Abouelkheir Thomas Riad Maribel Guzman	Pre-K	Room 111
Kindergarten and 1 <sup>st</sup> Grade	<b>Bassem Iskander</b> Sherry Maximos Heba Saleeb Mike Dimtri	1st Grade	Room 110
2 <sup>nd</sup> and 3 <sup>rd</sup> Grade	<b>Christina Hanna</b> Chris Mikhail Abanoub Doss	3 <sup>rd</sup> Grade	Room 109
4 <sup>th</sup> and 5 <sup>th</sup> Grade	<b>Maged Ibrahim</b> Nagy Wassef Monica Henry	5 <sup>th</sup> Grade	Room 112
Middle School	<b>Eric Tadros</b> Miryam Nessim Holly Gindy	8 <sup>th</sup> Grade	Room 113
High School	<b>Sarah Iskander</b> Mina Hanna Andrew Michael	11 <sup>th</sup> Grade	Room 122

# Academy Overview (2)

- Time
  - 11:15-11:45 am Lunch
  - 11:45-12:45 am YA
- Building Relationships
  - Visitations
  - Hangouts/Outings
- Class Structures:
  - Prayer
  - Hymns/Songs
  - Faith/Church
  - Lesson from Diocese Curriculum
  - Bible Memorization

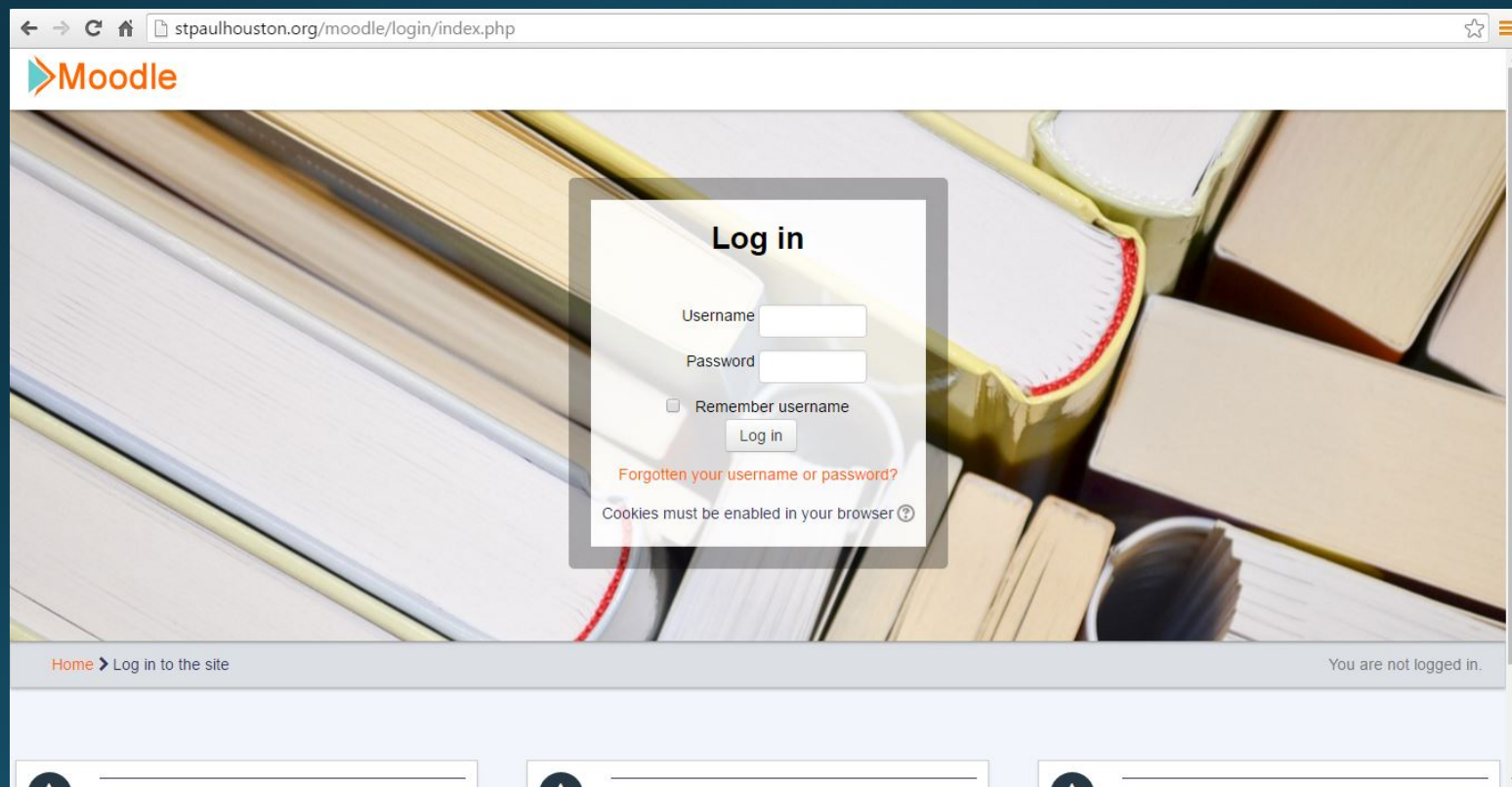
# Committees

- Activities Committee
  - Mix of servants and congregation
  - Once a quarter (Elementary / High School)
- Supplies and Equipment Committee
  - Purchase supplies/equipment for classes
  - Manage the Academy Cabinet and provide needs to class on Saturdays
  - Bags for classes

# Direct Link to Get to Moodle

[stpaulhouston.org/moodle](http://stpaulhouston.org/moodle)

# Moodle Sign In Screen

A screenshot of a web browser displaying the Moodle login page. The browser's address bar shows the URL "stpaulhouston.org/moodle/login/index.php". The Moodle logo is visible in the top left corner. The main content area features a "Log in" form with fields for "Username" and "Password", a "Remember username" checkbox, and a "Log in" button. Below the form, there is a link for "Forgotten your username or password?" and a message stating "Cookies must be enabled in your browser?". The footer contains a breadcrumb "Home > Log in to the site" and the text "You are not logged in.".

stpaulhouston.org/moodle/login/index.php

Moodle

## Log in

Username

Password

Remember username







[Forgotten your username or password?](#)



Cookies must be enabled in your browser [?](#)

Home > Log in to the site

You are not logged in.



# Courses Overview

St. Clement Teacher Test  My Courses  English - United States (en\_us)     Search courses Search


**CALENDAR**  

April 2016

Sun	Mon	Tue	Wed	Thu	Fri	Sat
					1	2
3	4	5	6	7	8	9
10	11	12	13	14	15	16
17	18	19	20	21	22	23
24	25	26	27	28	29	30

**LATEST BADGES**  


You have no badges to display


**COURSE OVERVIEW** 


**Sunday School Pre-K**

**Sunday School K-1st Grade**

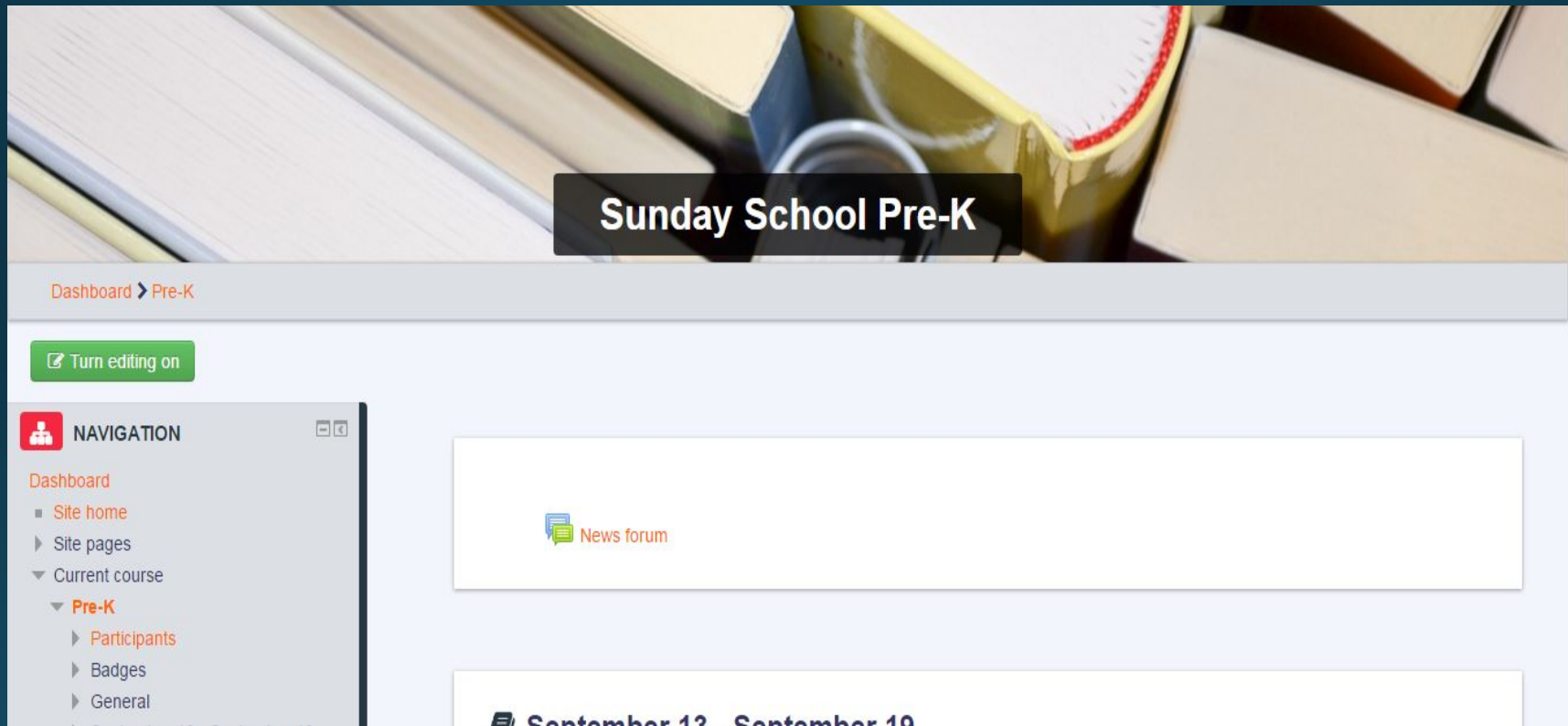
**Sunday School 2nd-5th Grade**

 \_\_\_\_\_

 \_\_\_\_\_

 \_\_\_\_\_

# Specific Course View



The screenshot displays a Moodle course page for 'Sunday School Pre-K'. At the top, a banner image of books and a pencil is overlaid with the course title 'Sunday School Pre-K'. Below the banner, the breadcrumb trail shows 'Dashboard > Pre-K'. A green button labeled 'Turn editing on' is visible. On the left, a 'NAVIGATION' sidebar lists 'Dashboard', 'Site home', 'Site pages', 'Current course', and 'Pre-K' (expanded to show 'Participants', 'Badges', and 'General'). The main content area features a 'News forum' block with a speech bubble icon and a date range 'September 13 - September 19'.

# Week by Week View

The screenshot displays a course management interface. On the left is a sidebar with two main sections: 'ADMINISTRATION' and 'SEARCH FORUMS'. The 'ADMINISTRATION' section includes a gear icon and a list of options: 'Course administration', 'Turn editing on', 'Edit settings', 'Users', 'Filters', 'Reports', 'Grades', 'Gradebook setup', 'Badges', 'Backup', 'Restore', 'Import', 'Reset', and 'Question bank'. Below this is a 'Switch role to...' option. The 'SEARCH FORUMS' section has a search icon, a text input field, and a 'Go' button. The main content area on the right shows a 'Week by Week View' with four white boxes, each containing a calendar icon and a date range: 'September 13 - September 19', 'September 20 - September 26', 'September 27 - October 3', and 'October 4 - October 10'. Each box has a horizontal line underneath the date range.

**ADMINISTRATION**

- Course administration
  - Turn editing on
  - Edit settings
- Users
- Filters
- Reports
- Grades
- Gradebook setup
- Badges
- Backup
- Restore
- Import
- Reset
- Question bank

Switch role to...

**SEARCH FORUMS**

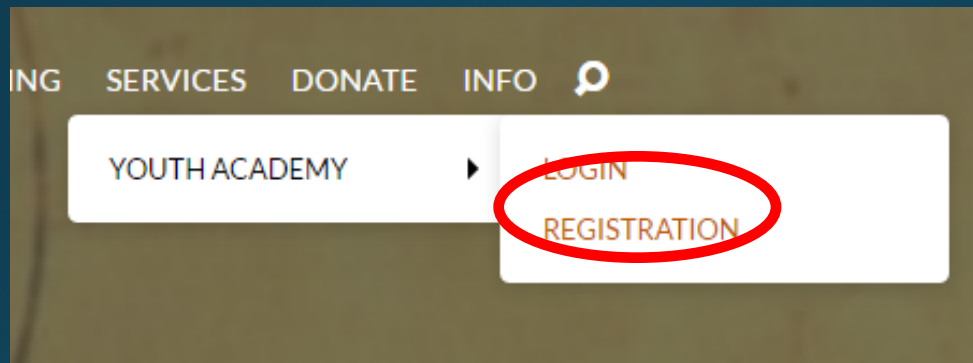
**September 13 - September 19**

**September 20 - September 26**

**September 27 - October 3**

**October 4 - October 10**

# To Add New Students into Moodle!



This link will take you to a form, when submitted, will be emailed for enrollment.

If you would like to register for our Youth Academy program, please fill out and submit the form below. Thank you and God Bless.

**First Name** (required)

**Last Name** (required)

**Birthday** (required)

**Grade** (required)

Pre-K ▾

**Student Email**

**Student Phone**

**Parent First Name** (required)

**Parent Last Name** (required)

**Parent Email** (required)

**Parent Phone** (required)

**Address** (required)

**City** (required)

**State** (required)

**Zip Code** (required)

SUBMIT >

# Resources to Help Understand Moodle Better

- <https://www.youtube.com/watch?v=DsQNAprWBfg>
- [https://docs.moodle.org/30/en/Teacher\\_quick\\_guide](https://docs.moodle.org/30/en/Teacher_quick_guide)
- <https://www.youtube.com/watch?v=3QpjIvOC3cM>
- <https://sites.google.com/site/21stcentteachinglearning/content-mgmt-system/moodle/teacher-tutorials---moodle> (something entertaining to help understand Moodle in a more simplistic sense...with LEGOS!)
  
- For Attendance:
- <https://www.youtube.com/watch?v=nPjnqv4fTaA>
- [https://www.youtube.com/watch?v=3fHmLOkQzZM&ebc=ANyPxKqhH4566dIXKSDcycESPpBiwOiOmMUu9mveWT7mrw8kijputYjWXyrHOQII78BwnUjKWw5g\\_3\\_r0ErFCNjhAQN0QLj32SQ&spfreload=1](https://www.youtube.com/watch?v=3fHmLOkQzZM&ebc=ANyPxKqhH4566dIXKSDcycESPpBiwOiOmMUu9mveWT7mrw8kijputYjWXyrHOQII78BwnUjKWw5g_3_r0ErFCNjhAQN0QLj32SQ&spfreload=1)

# Contact Information

- If you have ANY questions AT ALL about how to work your way around Moodle, please contact:

Moodle@stpaulhouston.org

OR

Dena Sarkis and Peter Sarkis

Questions/Comments?